



CUSTOM CEDAR WOOD FENCING



FOR A MORE
BEAUTIFUL BACKYARD

TONGUE & GROOVE



300 Framed or Add Topper



300 T&G Base
with 215-1 Topper



300 T&G Base
with SQL18 Topper



300 T&G Base
with 400S-1 Topper



400 One Piece Diamond



400WO One Piece
without Diamonds



400H One Piece Heart

TONGUE & GROOVE


The perfect "good neighbor" fence. Available in heights ranging from 3' to 8' high. The Tongue & Groove line may be customized with many of our available options including fascia boards, custom edging and toppers. (See pg. 7)

Custom Section Cap Options




CLASSIC VICTORIAN PICKET


WESTERN RED CEDAR 2" X 2" PICKETS




700 Straight




703 3-Rail Staggered




702 2-Rail Staggered



705 Top Rail



706 Step Down




707 Scalloped


LATTICE FENCE

LATTICE FENCE


Eastern White Cedar Lattice Fence is the perfect landscape accent. Carefully created with an old world charm and 1" x 2" eastern white cedar boards. Like all of our cedar panels, these panels are hand crafted at our facility.




SQL4 Square Lattice 4"




215 Diagonal Lattice



SQL Square Lattice



Lattice w/Fascia Top and Bottom



215SCA Scallop Lattice

SOLID PANELS



120



111



420



390



600



501



503



200



990



502

SOLID PANELS

Eastern White Cedar Solid Panels are available in heights ranging from 3' to 8' high. Privacy, security and longevity are key components of any style you choose. These exceptional fences will enable you to express your individuality and provide an attractive addition to your home.

SOLID PANELS



502H



121



300

SOLID SHAPED PANELS

SOLID SHAPED PANELS

Eastern White Cedar Shaped Panels are available in heights ranging from 3' to 8' high. Eastern's Shaped Panels are another way for you to individualize your landscape setting.



301 Scallop



303 Crown



304 Double Crown



202 Double Concave



204 Double Convex




203 Concave



206 Convex

SPACE PICKET




401




102




350




111




352




110



101



402




112

STOCKADE



C346 - Cedar Stockade



CPS344 - Cedar Spaced Picket



C346S - Scalloped Stockade

BOARD ON BOARD

BOARD ON BOARD

Available in heights running from 3' to 8' high. Known as the traditional "good neighbor" fence due to it being the same on both sides. This is considered 'the' fence for semi privacy as the alternate board styling allows for air flow through the openings.



210



310



210 - with 215-1 Topper



210 - with 400-1 Topper



210 - with 800-1 Topper

GATES



10



20



30



40



50

TOPPERS

Eastern White Cedar Toppers are a terrific way to beautifully accent your fence. Our Toppers are available with our Tongue & Groove and Board on Board fence lines.



400H-1 Hearts



215-1 Diagonal



SQL18 Square Lattice



700-1 Classic Victorian



800-1 Criss Cross



400S-1 Shamrock



400-1 Diamond

ARBORS & PERGOLAS



ARBORS & PERGOLAS


Whether framing a gate or a walkway, you can't go wrong with Eastern White Cedar Arbors & Pergolas. They are the ideal final accents for a beautiful and complete landscape setting.

Available Side Panels


"Let your creativity flow" by choosing from any of our six Arbor and Pergola custom side panels.




ARB-LP
4' Diagonal




ARB-SP
4' Square




ARB-SP4
4' Old English



ARB-LP6
6' Diagonal



ARB-SP6
6' Square



ARB-SP46
6' Old English

HARDWARE



HT1108B
8" Tee Black



HSS1608B
8" Twin Strap Black



HSL1508B
8" Spring Load Tee Black



HBH7012B
12" Bolt Hook/Strap Black



HSH2008B
Screw Hook & Strap




HT9012B
12" Tee Black



HSE5000C (1/2" x 4")
Screw Hook & Eye Cadmium



HSE6000C (5/8" x 5")
Screw Hook & Eye Cadmium



WGL
Hatchet Latch - Black



GLT200B
Thumb Latch - Black 7" Lever



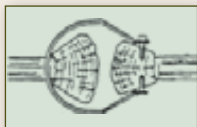
V21A
Universal Floating Gravity Latch



V23A
Heavy Duty Gravity Floating Latch



SBI-307C
Slide Bolt Latch - Black



GL9
Split Rail Loop Latch - Cadmium



CSB-12
12" Spring Closer - Black



SR1
Gate Sag Kit



WTS
Wood to Steel Adaptors



SPIKES



LAGS
5/16" x 1-1/2"



OF18 / OF24
Heavy Duty Hinges 18" & 24"



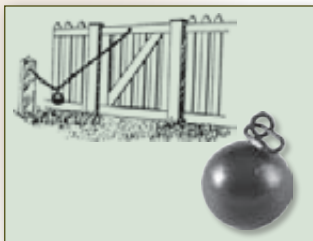
OFTR
Twisted Ring Latch - Black



GL201B
Gate Pull - Black



CBD5024B
24" Deluxe Cane Bolt



OFBC
Ball and Chain Closer - Black

POST & RAIL

Diamond Style Cedar

Eastern White Cedar Post & Rail
Available as 2 or 3 Rail,
Paddle or Dowelled Rails

Posts:
4x4
5x5
or
6x6
Rails:
4x4

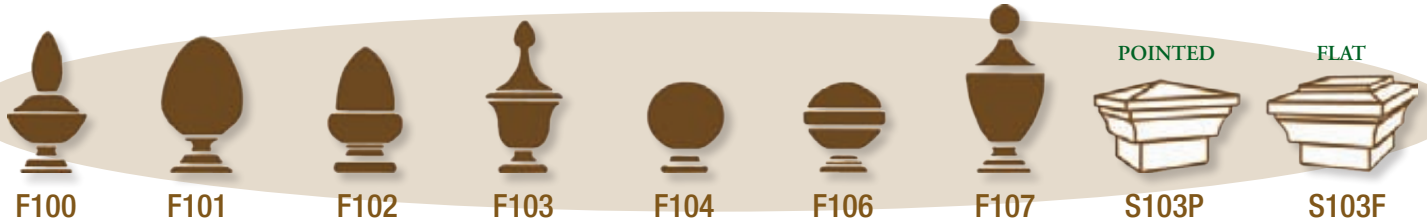
Locust Split Post & Hardwood Rail
Available in 2, 3 or 4 Rail



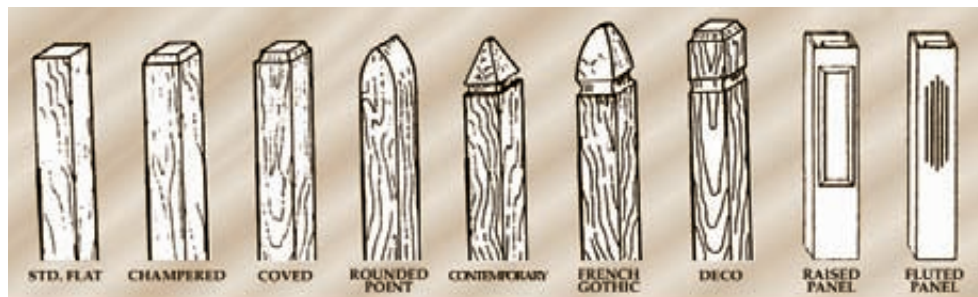
BOARD STYLES



FINIALS & POST CAPS



POSTS & EDGING STYLES



Carefully created with an old world charm and hand crafted in the USA, Eastern White Cedar Brand Wood Fencing is the perfect landscape accent.

1-800-339-3362
www.EasternWoodFence.com

S U P P L I E R S T O T H E T R A D E O N L Y

Dealer: