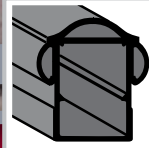



# ALUMINUM Railing Systems

*Lifetime Warranty*



*Arabian*<sup>TM</sup>  
SERIES

Aluminum Railing Systems



Secondary Handrail

# New For 2011

## Standard Colors




Brownstone



Kona



Black



White



Bronze

## Special Order Colors



Evergreen



Gloss Beige




Sandy Shore



Speckled Walnut



Fine Texture  
Black




Fine Texture  
White



Fine Texture  
Bronze



Medford Series  
4" Belly Picket



Buffalo Series  
6" Belly Picket



Note: Pickets next to posts in Buffalo and Potomac Series are 4" Belly pickets to prevent passage.



Altoona Series  
4" Hammered  
Belly Picket




Potomac Series  
6" Hammered  
Belly Picket





Offering exceptional versatility, the Arabian Series is unique, heavy wall, extruded aluminum railing sold in boxed sections.

Currently available in 36" and 42" heights, and 6' and 8' lengths in a variety of popular powder coated colors. The Arabian Series has a full complement of easy to install brackets. Standard step railing can be installed with a pitch of 32° - 36°.



**Boxed Railing Sections**

Boxed Railing Sections Include:


- Top rail, bottom rail, balusters, mounting brackets and hardware.
- Brackets to mount on straight runs or step railing.
- Available in 6' and 8' sections, 36" or 42" high.
- Also available in 6' and 8' step sections (32° to 36°).
- Installation instructions are included.

## Table of Contents

New Products	2
Somerset 6' & 8' Railing	4
Richmond 6' & 8' Railing	5
Trenton 6' & 8' Railing	6
Hampton 6' & 8' Railing	7
Dayton 6' & 8' Railing	8
Easton 6' & 8' Railing	9
Glass Panel Railing	10
Curved Railing	11
Railing Profiles	12
Baluster Options	12
Design Accessories	12
Brackets	13
Portland Structural Porch Post	14
Post Brackets	15
Post & Cap Options	15
Round & Decorative Secondary Handrail	16-17
Gates & Hardware	18

### *Lifetime Warranty*

All Arabian™ railing, posts, brackets, and connectors are warranted against failure of either the materials used, or the manufacturing process, for life. This warranty does not include slight changes in coloration due to the natural aging process. It also does not include any damage or failure due to misuse or abuse.




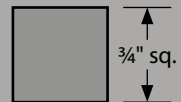
WHITE      BLACK      BRONZE      BROWNSTONE      KONA

# Somerset

6' AND 8' LEVEL & STAIR RAILING




Picket Profile  
Square




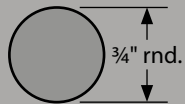


# Richmond


6' AND 8' LEVEL & STAIR RAILING



Picket Profile  
Round



WHITE




BLACK




BRONZE



BROWNSTONE



KONA







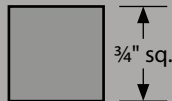
WHITE      BLACK      BRONZE      BROWNSTONE      KONA

# Trenton

6' AND 8' LEVEL & STAIR RAILING




Picket Profile  
Alternate Square & Twisted




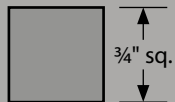


# Hampton

6' AND 8' LEVEL & STAIR RAILING



Picket Profile  
Hammered



WHITE



BLACK




BRONZE



BROWNSTONE




KONA



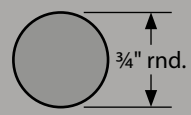


# Dayton


6' AND 8' LEVEL & STAIR RAILING



Picket Profile  
Decorative



WHITE      BLACK      BRONZE      BROWNSTONE      KONA





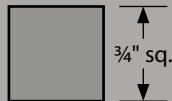


# Easton

6' AND 8' LEVEL & STAIR RAILING



Picket Profile  
Alternate Hammered &  
Hammered Twisted




WHITE

BLACK

BRONZE

BROWNSTONE

KONA



# Glass Panel Railing



6' LEVEL SECTION ONLY



Available in 6' sections  
Includes railing section  
support for each section



WHITE

BLACK

BRONZE

BROWNSTONE

KONA



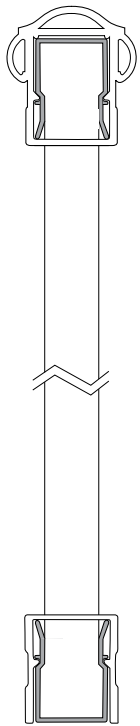
# Curved Railing




Custom radiuses can be fabricated to your specifications.  
Minimum radius 24°



# Railing Profiles

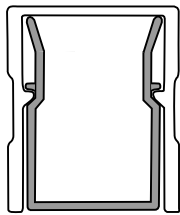


Top Rail



1 3/4" x 1 7/8"

Bottom Rail



1 1/4" x 1 1/2"

Drains in the bottom rail allow any moisture to escape.

Unique full length PVC inserts in both the top and bottom rails allow a faster, "screwless" assembly and create a tight, quiet fit.

# Baluster Options



Somerset

Richmond

Trenton

Hampton

Dayton

Easton

Altoona

Potomac

Medford

Buffalo

Glass

# Design Accessories

for 3/4" balusters.

- Mounting screws included
- Available in all standard colors
- Cast aluminum
- Powder coated



Butterfly Scroll  
Shown mounted



End Post Accent  
Available in all standard colors




Rose Center Piece  
Shown unmounted



Gingerbread Center Piece  
Shown mounted

# Brackets

BRACKETS AND ACCESSORIES



Brackets are available for not only straight and 32° to 36° step sections, but 45° corners, 22½° angle, swivel mounts and unusual step installations as well.



Straight Top & Bottom Brackets  
set of 4 (2 each)



32° to 36° Step Top & Bottom Brackets  
set of 4 (2 each)



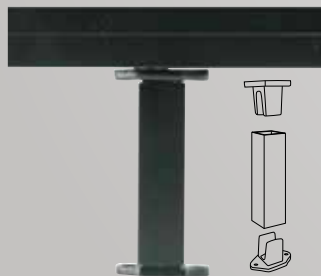
22½° Top & Bottom Brackets  
set of 4 (2 each)



45° Top & Bottom Bracket Adaptors  
set of 4 (2 each)



Round Column Adaptor Kit  
for 6"-8" round columns. Used with  
brackets that are supplied with sections.



Railing Section Support



Spray Paint Can  
Spray Paint Pen  
All standard colors



Swivel Top & Bottom Brackets  
set of 4 (2 each)



Universal (Any Degree)  
Step Brackets  
set of 4




# Portland

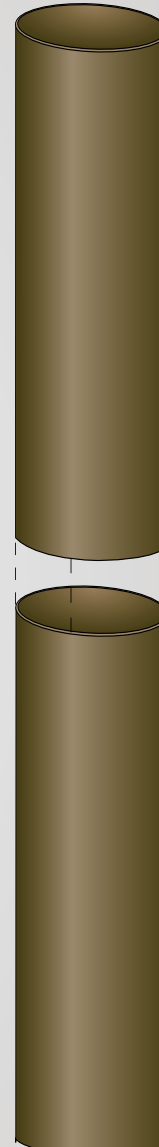
STRUCTURAL AND  
HOLLOW PORCH POST



3/4" x 3/4" x 108"




4" x 4" x 108"



6" x 6" x 108"

## Corner Scrolls



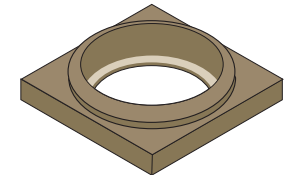
Rose



Gingerbread



Mounting Brackets  
Included with porch posts



Aluminum Round Column  
Trim/Mounting Bracket  
7 1/2" x 7 1/2"



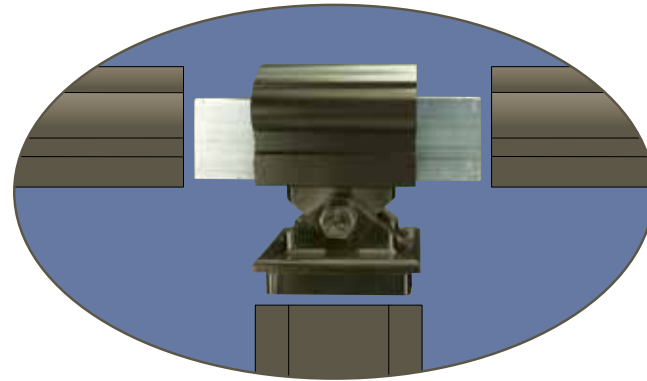
3/4"



4"

Trim Ring  
All standard colors


# Post Brackets



**Cross Over Adapter**  
 Enables standard top rail to be installed  
 on top of newel posts.  
 Available in 3/4" and 2 1/2" sizes.



**Solar Light or  
 Low Voltage Light**  
 2 1/2" or 4"  
 Black or Bronze or White



**Arabian posts**  
 with a welded 3/8" aluminum plate  
 These can be installed on concrete, wood or  
 composite decking.  
 Available for 2 1/2" and 3 1/4" and 4" posts

## Post Cap Options



2 1/2"



4"



3 1/4"

**Flat  
 (Standard)**



2 1/2"



3 1/4"



4"

**Trim Ring**  
 All standard colors



2 1/2"




3 1/4"

**Ball  
 (Optional)**



4"



**Post Side Mount Brackets**  
 Available in 2 1/2" and 3 1/4" and 4" posts



4"

3 1/4"

2 1/2"

# Secondary Handrail

ROUND & DECORATIVE HANDRAIL




1 1/2" Standard Mounting Bracket



5° Radius Elbow



34° Radius Elbow



90° Radius Elbow



1 1/2" Round Handrail  
104" long



1 1/2" Connector



1 1/2" Outside Elbow



1 1/2" End Cap



6" Corner Mounting Bracket



1 1/2" Straight Wall Mount



1 1/2" 90° Return Bracket



"P" Loop Return

## Decorative



2" Decorative Handrail  
104" Long



2" Connector



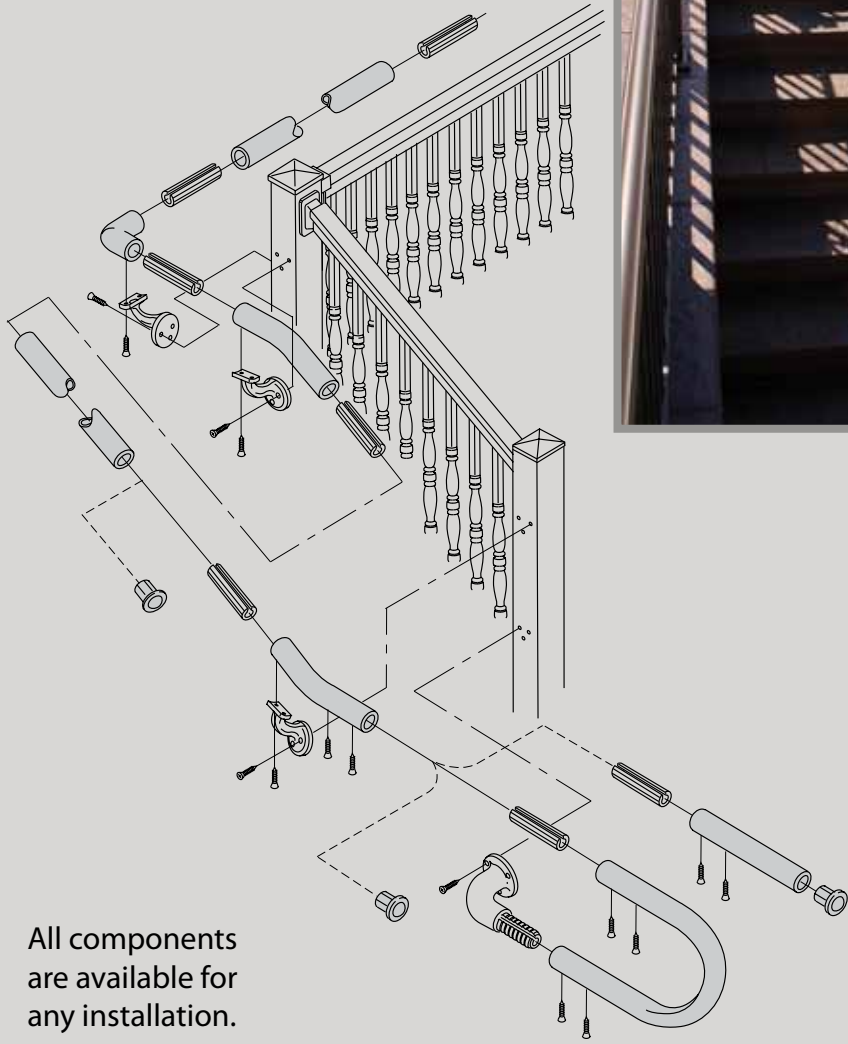
2" End Cap



2" Standard  
Mounting Bracket



# Secondary Handrail



All components are available for any installation.



# Gates & Hardware



Regular Multi-Adjust Hinge  
Available in regular or heavy duty  
approx. 3¾" high



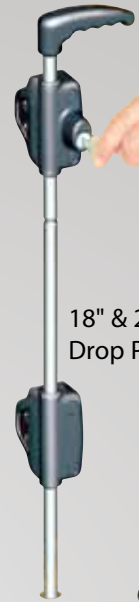
Self-Closing Gate Hinges  
Available in regular or heavy duty  
approx. 3¾" high



Lockable Gate Latch  
approx. 6" high



Optional Kit  
External Access Kit  
Lockable Push-Button operates latch  
from outside the fence.



18" & 24" Gate  
Drop Pin Latch



Drop Pin Plate



Optional Gate Handle  
approx. 5" high







# Photo Gallery



**Key-Link**

**Fencing & Railing, Inc.**

*an affiliate of Superior Plastic Products, Inc.*

*Quality, Our Key Link To Serving You!*

150 Orlan Road • New Holland, PA 17557  
888-704-7130 • Fax: 717-355-7139

[www.keylinkfencing.com](http://www.keylinkfencing.com)